

## TP20 OL

**TP 20 OL** is a roofing profile with a distinct top and bottom profile. This classic design is suitable for residential homes, commercial buildings, industrial structures, and agricultural buildings. The profile includes a water lock for added protection against water infiltration at the side overlap.


Suitable for most roofs with a slope of at least 14 degrees.

- Available in full lengths up to 8 meters, reducing the number of joints.
- A cost-effective option, making it a great choice for any project.
- Quick and easy installation, allowing you to complete the job faster.


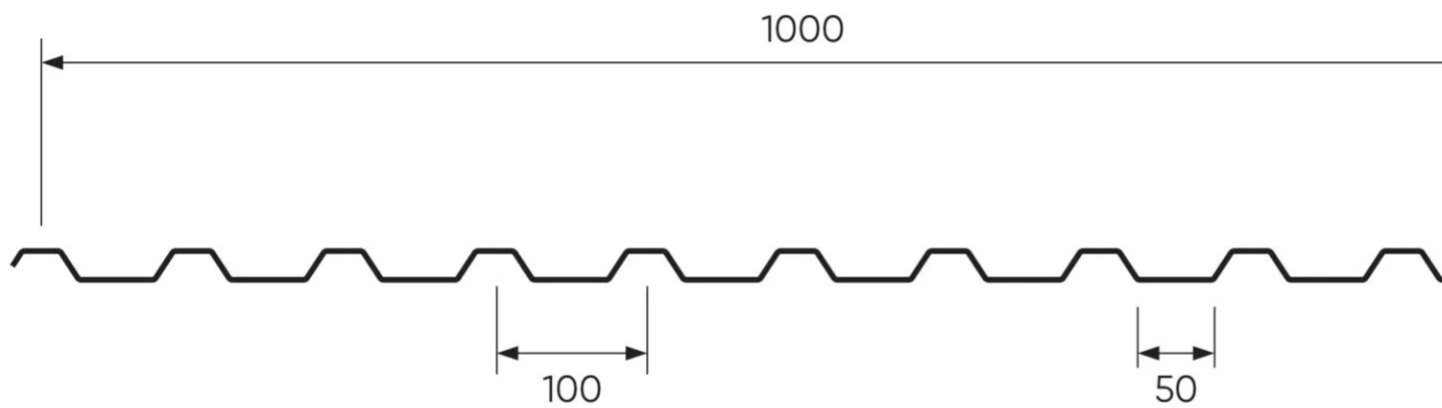
[Contact us](#)

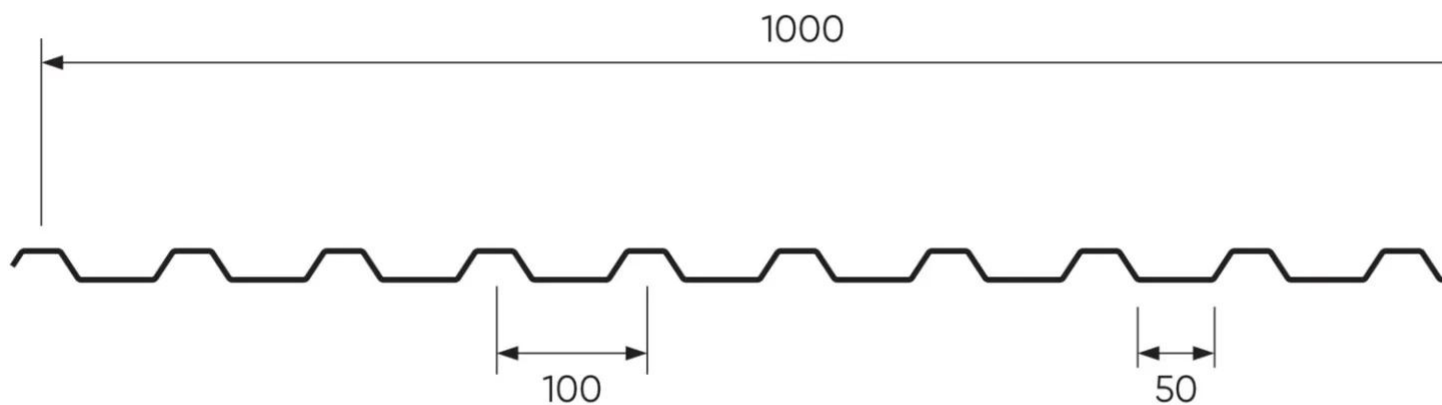


•



•





## Properties

## Accessories


[Request informations](#)

## Related products

[Request informations](#)


## Technical documents

### Documents



EPD coated low profiles

[View document](#)



Monteringsanvisning TP

[View document](#)

## Technical & commercial documentation



Produktkatalog Sverige

[View document](#)